



# Identification of new and identified higher education data elements for AY 2018-2019

- conduct of consultation-workshop on the definition of new and identified higher education data elements for AY 2018-2019 higher education annual data collection
- October 25-26, 2017 in Tagaytay City.
- required to send two (2) representative, preferably the HEI Planning Officer and MIS or IT staff.

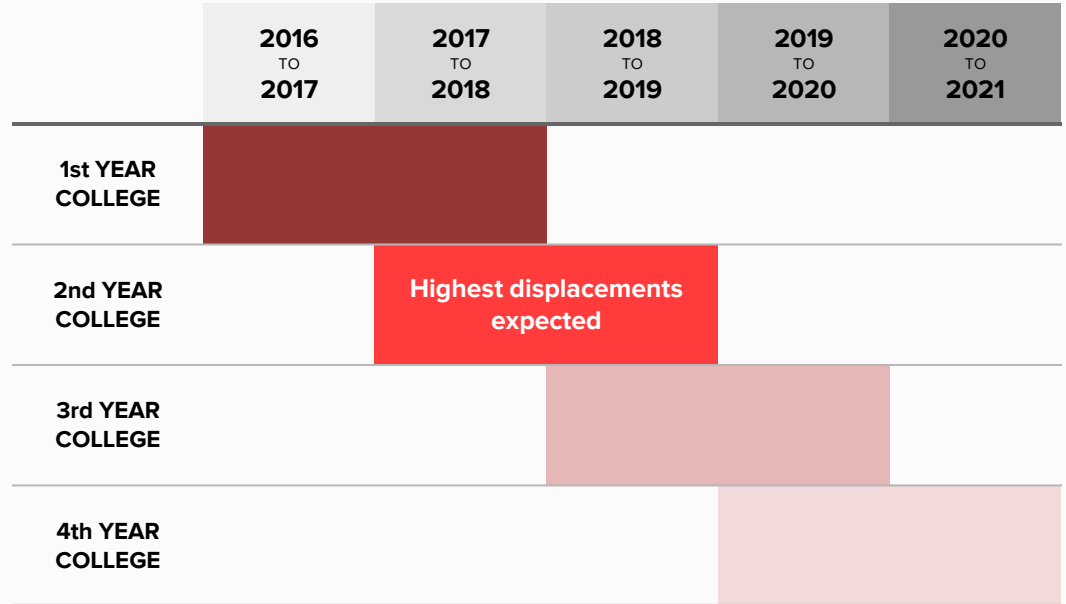
# THE K<sub>TO</sub>12 BASIC EDUCATION PROGRAM

**Republic Act 10533** or the “Enhanced Basic Education Act of 2013” was signed into law, finally extending the years of basic education in the Philippines from 10 to 12, thereby having implications on both the basic and the higher education sector.

**On the Philippine higher education sector, the impact is two-fold:**

Reduced college enrolment and thereby teaching load for HEI and faculty

Alignment of the general education curriculum and the program standards and guidelines at the undergraduate level, to the K to 12 curriculum





CHED  
**Kto12**  
TRANSITION  
PROGRAM

# INVESTING IN THE FUTURE OF PHILIPPINE HIGHER EDUCATION

SCHOLARSHIPS

for **GRADUATE  
STUDIES  
LOCAL**

SCHOLARSHIPS

for **GRADUATE  
STUDIES  
ABROAD**

**NON-DEGREE  
PROFESSIONAL  
ADVANCEMENT**

GRANTS

**SECTORAL  
ENGAGEMENT**

GRANTS

**DARE TO**

RESEARCH GRANT

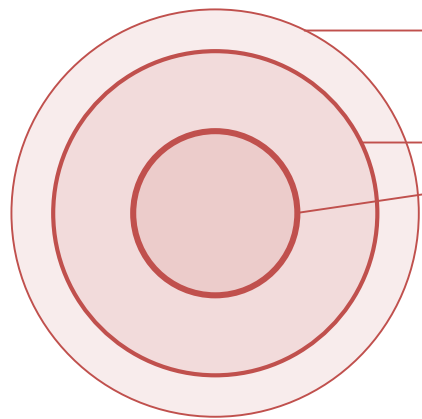
**INSTITUTIONAL  
DEVELOPMENT  
& INNOVATION**

GRANTS

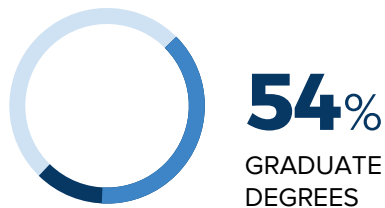
**SENIOR  
HIGH SCHOOL**

SUPPORT

# Where we are now locally



## FACULTY & STAFF



**13%** DOCTORAL DEGREES  
**41%** MASTER'S DEGREES

- Often not aligned in the fields they teach
- Needed expansion of expertise across disciplines
- Many contractuales & part-timers
- No research work/capacity

## INSTITUTIONS

**75**  
of 1,706  
or **4%**

**Autonomous and Deregulated institutions** among Private HEIs in the country

**NONE** in **Regions 8, MIMAROPA & CARAGA.**

**195**  
COEs

out of **2,000+** higher education institutions in the country, and mostly in the following areas:

**226**  
CODs

- Teacher Education (**17%**)
- Information Technology (**12%**)

## COUNTRY

**18%**

**Underemployment**

**4.7%**

**Unemployment**

**11.6%**

**Youth Unemployment**  
15-24 Age Group

*Philippine Statistics Authority's Labor Force Survey (LFS) for October 2016*

# SHEI Nominations for A.Y. 2017-2018

Region	Total SHEIs 17-18	No. of approved nominees
Region 1	29	256
Region 2	27	221
CAR	19	130
Region 3	36	293
NCR	30	111
<b>Region 4</b>	<b>45</b>	<b>283</b>
MIMAROPA	19	163
Region 5	31	129
Region 6	21	124
NIR	17	96

Region	Total SHEIs 17-18	No. of approved nominees
Region 7	32	198
Region 8	27	181
Region 9	12	81
Region 10	28	141
Region 11	32	182
Region 12	26	132
CARAGA	19	151
ARMM	8	43
<b>TOTAL</b>	<b>458</b>	<b>2,915</b>

- Total number of nominations received from HEIs: **6,900/612**
- Number of endorsed nominations: **3,974/395**
- Number of approved nominations (as of 30 JUNE 2017): **2,915/251**
- Total number of sending HEIs with approved nominees: **458/45**

# Displacement Report and Lifelong Learning Submission

Region	Total HEIs	Displacement Report				Lifelong Learning	
		Submitted	Incomplete	Pending Validation	% Compliance	Submitted	% Compliance
Region 1	113	98	1	16	86.73%	53	46.90%
Region 2	73	73	0	0	100.00%	73	100.00%
Region 3	237	184	8	41	82.51%	110	46.41%
<b>Region 4</b>	<b>343</b>	<b>30</b>	<b>5</b>	<b>10</b>	<b>8.75%</b>	<b>72</b>	<b>20.99%</b>
Region 5	160	15	4	4	9.49%	42	26.25%
NCR	355	13	2	6	3.60%	60	16.90%
CAR	57	7	2	12	12.28%	13	22.81%
MIMAROPA	86	86	0	0	100.00%	86	100.00%
Region 6	101	70	6	30	69.31%	50	49.50%
Region 7	134	77	5	18	57.46%	14	10.45%
Region 8	92	63	7	12	68.48%	39	42.39%
NIR	81	38	1	10	46.91%	22	27.16%
Region 9	111	10	3	5	9.01%	6	5.41%
Region 10	103	58	8	18	68.24%	73	70.87%
Region 11	100	28	0	0	27.72%	6	5.94%
Region 12	115	26	5	6	22.61%	23	20.00%
Caraga	57	53	0	0	100.00%	53	100.00%
<b>TOTAL</b>	<b>2392</b>	<b>929</b>	<b>57</b>	<b>188</b>	<b>43.11%</b>	<b>797</b>	<b>33.36%</b>

# Displacement Report and Lifelong Learning Submission

---

**We enjoin HEIs to submit and reach collection rate to 100%.**

**As we continue to report to Congress, Senate and our Interagency Council** regarding the budget and the displacement figures as part of the monitoring of the implementation of RA 10533.

**[bit.ly/displacementreport](https://bit.ly/displacementreport)** for Displacement Report

**[bit.ly/LLSurvey2017](https://bit.ly/LLSurvey2017)** for Lifelong Learning



